

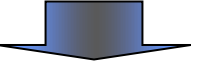




How to Enrol

STEP 1	Complete the registration form on our website www.englishencounters.ca . We will confirm availability and send you our reservation letter.	
STEP 2 (see Payment Options Below)	Your registration and/or deposit is now required. 	
	Pay \$200 (non-refundable) Registration Fee <i>AND</i>	
	Pay Course Fees in Full <i>OR</i> Pay Minimum 4 Weeks Course Fee (for courses longer than 4 weeks)	
	We will send you a LETTER of ACCEPTANCE and Invitation upon receipt of your payment	
Please note:	<ol style="list-style-type: none"> 1. Payment in FULL of your course fees may assist in receipt of your visa. 2. You must pay the balance of course fees PLUS optional HOST FAMILY ACCOMMODATION on or before your first day of study. 	
STEP 3	Make Visa and Travel Arrangements	
	For Courses LESS than 6 months	For Courses MORE than 6 months
		
	You need either a VISITOR VISA or eTA (electronic travel authorization)	You need to apply for a STUDY PERMIT
Check the Canadian government website: www.cic.gc.ca/english/visit to apply for either a VISA or eTA	Apply for a study permit at: www.cic.gc.ca/english/study You will need our Designated Language Institution (DLI) number: 019283938092 (the first character is the letter "O")	
Book your travel arrangements!		

Payment options:		
Bank Transfer	Credit Card	PayPal
TD Canada Trust, 510 Brant Street, Burlington, Ontario, L7R 2G7, Canada Transit: 03982 Institution: 004 Account: English Encounters Inc Trust Account Account Number: 5227259 Swift code: TDOMCATTOR	Ask us to send you our credit card form. We accept VISA and MasterCard	Ask us to send the electronic invoice for PayPal.