






# How to Enrol

<b>STEP 1</b>	<b>Complete the registration form</b> on our website <a href="http://www.englishencounters.ca">www.englishencounters.ca</a> . We will confirm availability and send you our reservation letter.	
<b>STEP 2</b> (see Payment Options Below)	<b>Your registration and/or deposit is now required.</b> 	
	Pay \$200 (non-refundable) Registration Fee <i>AND</i>	
	Pay Course Fees in Full <i>OR</i> Pay Minimum 4 Weeks Course Fee (for courses longer than 4 weeks)	
	We will send you a LETTER of ACCEPTANCE and Invitation upon receipt of your payment	
Please note:	1. Payment in FULL of your course fees may assist in receipt of your visa. 2. You must pay the balance of course fees PLUS optional HOST FAMILY ACCOMMODATION on or before your first day of study.	
<b>STEP 3</b>	<b>Make Visa and Travel Arrangements</b>	
	For Courses LESS than 6 months	For Courses MORE than 6 months
		
	You need either a VISITOR VISA or eTA (electronic travel authorization)	You need to apply for a STUDY PERMIT
	Check the Canadian government website: <a href="http://www.cic.gc.ca/english/visit">www.cic.gc.ca/english/visit</a>  to apply for either a VISA or eTA	Apply for a study permit at: <a href="http://www.cic.gc.ca/english/study">www.cic.gc.ca/english/study</a>  You will need our Designated Language Institution (DLI) number: <b>019283938092</b> (the first character is the letter "O")
	<b>Book your travel arrangements!</b>	

Payment options:		
<b>VISA and MasterCard</b>	<b>Bank Transfer</b>	<b>PayPal</b>
Pay using:  <a href="#">TransferMate</a> (Pay to Study) <i>OR</i> <a href="#">International Student Pay (CIBC)</a>	Pay using:  <a href="#">TransferMate</a> (Pay to Study) <i>OR</i> <a href="#">Western Union</a>	Ask us to send the electronic invoice for PayPal.