









How to Enrol

STEP 1	Complete the registration form on our website www.englishencounters.ca . We will confirm availability and send you our reservation letter.	
STEP 2 (see Payment Options Below)	Your registration and/or deposit is now required.	
		
	Pay \$200 (non-refundable) Registration Fee	
	<i>AND</i> Pay Course Fees in Full <i>OR</i> Pay Minimum \$1,000 Deposit (for courses longer than 4 weeks)	
We will send you a LETTER of ACCEPTANCE and Invitation upon receipt of your payment		
Please note:	<ol style="list-style-type: none"> 1. Payment in FULL of your course fees may assist in receipt of your visa. 2. You must pay the balance of course fees PLUS optional HOST FAMILY ACCOMMODATION on or before your first day of study. 	
STEP 3	Make Visa and Travel Arrangements	
	For Courses LESS than 6 months	For Courses MORE than 6 months
		
	You need a VISITOR VISA or eTA (electronic travel authorization)	You need to apply for a STUDY PERMIT
	Apply at:  Government of Canada https://www.canada.ca/en/immigration-refugees-citizenship/services/visit-canada.html	Apply at:  Government of Canada https://www.canada.ca/en/immigration-refugees-citizenship/services/study-canada.html You will need our Designated Language Institution (DLI) number: 019283938092  the first character is the letter "O"
	Write a "motivation letter" to explain to the Canadian Government your reasons for coming to Canada to study English (include with your Visa Application)	
Book your travel arrangements!		

Payment options:		
Recommended 		
VISA and MasterCard	Bank Transfer	PayPal
TransferMate (Pay to Study) <i>OR</i> International Student Pay (CIBC) <i>OR</i> Fill out our credit card form	TransferMate (Pay to Study) <i>OR</i> Western Union <i>OR</i> Interac e-transfer (local payment)	Ask us for an invoice for PayPal .