


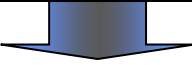
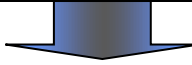










How to Enrol

STEP 1	<p>Complete the registration form on our website www.englishencounters.ca. We will confirm availability and send you our reservation letter.</p>	
<p>STEP 2</p> <p>Payment options include Visa, Mastercard, Bank Transfer, Interac e-transfer and more.</p> <p>Please note:</p>	Make Payment and Receive Your Study Documents	
	For Courses LESS than 6 months	For Courses MORE than 6 months
		
	You need a VISITOR VISA or eTA (electronic travel authorization)	You need to apply for a STUDY PERMIT
	Your registration and course deposit are now required.	
		
	Pay \$200 (non-refundable) Registration Fee	
	<i>AND</i>	
	Pay Course Fees in Full <i>OR</i> Pay Minimum \$1,000 Deposit (for courses longer than 4 weeks)	
	We will send you a LETTER of ACCEPTANCE	We will send you a LETTER of ACCEPTANCE <i>and</i> ATTESTATION LETTER
<p>1. Payment in FULL of your course fees may assist in receipt of your visa.</p> <p>2. You must pay the balance of course fees PLUS optional HOST FAMILY ACCOMMODATION on or before your first day of study.</p>		
		
STEP 3	Apply for your Visitor Visa or eTA	Apply for your Study Permit
Apply at:	 Government of Canada	 Government of Canada
	https://www.canada.ca/en/immigration-refugees-citizenship/services/visit-canada.html	 https://www.canada.ca/en/immigration-refugees-citizenship/services/study-canada.html
	<p>You will need our Designated Language Institution (DLI) number: 019283938092</p> <p> the first character is the letter "O"</p>	
<p>Write a "motivation letter" to explain to the Canadian Government your reasons for coming to Canada to study English (include with your Visa Application)</p>		

Once you receive your Visa, eTA, or Study Permit, book your travel arrangements!